

HONDA
The Power of Dreams

CR-V



CONTENTS

01 CONTENTS AND INTRODUCTION	25 MODEL LINE-UP
03 EXTERIOR DESIGN	33 COLOURS & UPHOLSTERIES
05 INTERIOR EQUIPMENT	35 ACCESSORIES
07 AUDIO & COMMUNICATION	37 SPECIFICATION
09 INTERIOR COMFORT	
11 INTERIOR SPACE	
13 TECHNOLOGY	
15 PERFORMANCE	
17 EFFICIENCY	
19 SAFETY	
23 YOUR CR-V	



A scenic landscape featuring a winding asphalt road in the foreground, a grassy field in the middle ground, and rolling mountains in the background under a warm, sunset sky. The text is overlaid on the left side of the image.

BUILT FOR ADVENTURE

PACKED WITH INNOVATIVE TECHNOLOGY

Refined, distinctive and muscular, the stylish new CR-V is packed full of clever ideas and helpful innovation. It shares your spirit for adventure and gives you the flexibility and freedom to explore.



ADVANCED

SLEEK AND STYLISH

The CR-V's fluid lines have been carefully considered to enhance design and assist performance resulting in a sleek, dynamic look that also channels airflow more efficiently to improve fuel economy.

Design details such as the chrome garnish and rear skid plate give the CR-V an individual and purposeful look. The curved edges of the door mirrors harmonise with the overall design and reduce blind spots around the car. The dramatic windows offer superb all round visibility, not only making it easy to see out, but making it a pleasure to be seen in.



POWER TAILGATE*

A single press on the key fob button raises the tailgate, another push of the button and the door smoothly and securely closes again.

* For more information on which grades these and other features are available on, please refer to specification pages 37-40.



WELL EQUIPPED AND WELL THOUGHT OUT

Refined, spacious and intuitively designed.

The CR-V's cockpit ensures that every feature is positioned just where you need it, to keep the driver in full control at all times. The clean and elegantly laid out dashboard presents advanced driving technology in the simplest of ways, placing essential information directly in the line of sight, for instant readability.

This convenience is continued with our intelligent-Multi Information Display (i-MID) screen that provides useful information about your journey, with instinctive operation via controls located on the leather steering wheel*.

This, together with the new Honda CONNECT touchscreen entertainment system*, puts you in total control.



ENGINE START BUTTON*

The CR-V even makes life easier before you step inside, as Smart Keyless Entry locks and unlocks the doors and will also start the engine – without you having to search for the key.

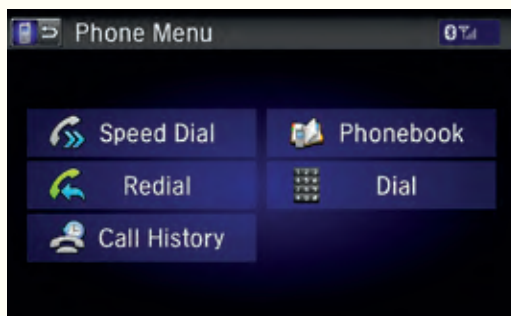
* For more information on which grades these and other features are available on, please refer to specification pages 37-40.





PERSONALISED HOME SCREEN

Personalise Honda CONNECT by uploading your favourite photo as wallpaper. The display can be customised and personalised to suit your style.



BLUETOOTH™ HANDS FREE TELEPHONE†

Use the intuitive touchscreen to access all your mobile phone contacts.



GARMIN NAVIGATION‡

Garmin PhotoReal™ displays upcoming junctions with photo-realistic images of junctions and exits with arrow lane indication to provide clear guidance. The system also includes predictive routes, real-time traffic avoidance, road speed limit display, 3D building, terrain views and more.

KEEPING YOU CONNECTED

KEEPING YOU ENTERTAINED

We've developed innovative and intelligent technology that enhances every journey.

The CR-V incorporates the new Honda CONNECT in-car audio and information system† which keeps you in touch with all the things you love in life, like your music and your friends, all within one central touchscreen display which can be controlled with smartphone-like operation.

Honda CONNECT offers excellent connectivity to keep you in touch whilst on the road through Wifi tethering* or Mobile Wifi Router. The Honda CONNECT 7" touchscreen can be personalised with your favourite photos. It is also easy to select the soundtrack to your journey with Aha™ radio. You can listen to your favourite Internet-delivered music services and radio programs from around the world including news, weather, sports, podcasts and audiobooks.

The Bluetooth™ connectivity allows you to connect your smartphone to the Hands Free Telephone system within the car. Furthermore it is possible to browse the internet** on your touchscreen. Garmin's award-winning satellite navigation is available as an option in Honda CONNECT and uses a simple icon menu to provide you with real time traffic information, road speed limit warnings as well as access to 5 years free map updates. Honda CONNECT is also MirrorLink enabled***.



AHA™*

The Aha™ enables you to connect to internet radio, access your Facebook™ and Twitter™ accounts and find nearby restaurants and hotels.

* Data usage and roaming charges may result from using applications on Honda CONNECT. We recommend you check your mobile phone subscribed package.
 ** Function can only be used when the car is stationary.
 *** This feature is only available where user's smartphone is compatible with Honda CONNECT MirrorLink. This technology enables the user to mirror their smartphone display and gain access to their smartphone applications. For information on which grades these features are available on, please refer to specification pages 37-40.

COMFORT

IT'S IN THE DETAIL

Welcome to your haven from a busy world. The CR-V's spacious interior has been designed to create a quiet, refined and relaxed ambience. It's a very pleasurable space to travel in, as a driver or passenger.

Soft touch material on the door panels and dashboard add extra quality, while a choice of seat fabrics, including leather in classic black or contemporary beige, add a genuine sense of comfort. Power lumbar support in the driver and passenger seats can be adjusted for overall comfort whilst you drive, while the driver seat's electronic memory* records two programmable settings.



FRONT HEATED SEATS*

Both the driver and front passenger seats include two-stage heating.



DRIVER MEMORY SEAT*


Allows up to two drivers to have their preferred seating position saved.



* For more information on which grades these and other features are available on, please refer to specification pages 37-40.





ONE-MOTION
FOLDING SEATS

ENJOY THE FLEXIBILITY

Developed with comfort and adaptability in mind, the CR-V is designed for maximum space and flexibility. Our engineers started at the front, creating more legroom for the driver and front passenger and increased all round visibility, making you feel more comfortable and confident when driving.

The rear seats, coupled with a reclining backrest and curved door linings, create more room for your passengers to relax in. The final result is an open and highly adaptable space that allows everyone to arrive refreshed, no matter how long or short the journey.

The handy one-motion folding seats mean creating space for bulky items is one motion away. Just by pulling each lever in the back or the strap at the side of the passenger seat, the rear seats fold seamlessly, creating a flat base in an instant, opening up to a generous 1669 litres of boot space.

The 60:40 split rear seats fold to create a large amount of trunk space and the flexibility to transport a range of different items to suit your lifestyle.



ADVANCED TECHNOLOGY

REAL-WORLD EFFICIENCY

The CR-V is full of ideas and pioneering technology, working together to increase efficiency.

Take the new innovative 1.6 i-DTEC engine available on the all wheel drive CR-V, with 160PS and 350/Nm of torque and CO₂ as low as 129g/km for the manual transmission and 134g/km for the automatic transmission. That's more power and torque for you when you need it without compromising on economy.

Then there is the electronically controlled AWD system. As front wheel drive is the default mode for standard driving conditions, the CR-V's AWD automatically kicks in when loss of traction, caused by wet, icy or slippery surfaces, is detected. And because this upgraded system is always monitoring the road surface, it cleverly ensures that power is only given to the wheels that need it, being more fuel-efficient at the same time as delivering confidence-inspiring grip and stability.

Smooth power delivery is not the responsibility of the engine and AWD system alone, which is why we've introduced the choice of a new 9-speed automatic transmission for our advanced 1.6-litre diesel. Nine gears mean the right ratio is always available, making acceleration and deceleration smoother, maximising engine responsiveness and economy and reducing emissions.

9-SPEED AUTOMATIC TRANSMISSION

.....
Smooth, efficient power delivery with sporty 'S' mode.









TRIED AND TESTED PERFORMANCE

At Honda we take an engine and run it on full power. Not for a few hours, but for days. We cool it down, we heat it up. Again and again.

Then we take it all apart and check down to the very last component to see if it all works as it should. Mad? Possibly. Obsessive? Definitely. But the results speak for themselves.

Our innovative 1.6 i-DTEC diesel engines give you a finely tuned balance of performance and efficiency. Available with 120PS on the 2WD version and 160PS when coupled with AWD, they offer a lighter feel and more agile drive than other diesels, delivering up to 350/Nm of torque and CO₂ emissions as low as 115g/km. The 9-speed automatic transmission is available with our advanced AWD technology, whilst the 6-speed manual transmission is offered on both the 2WD and AWD models. We believe the 1.6 i-DTEC engine could be the future of diesel engines; we call it Earth Dreams Technology.



ECON BUTTON

To further help you drive efficiently and reduce emissions, simply press the ECON button.

CR-V THINKS ECONOMICALLY

CONSTANTLY MONITORING THE ROAD CONDITIONS

The CR-V comes with Honda's convenient Eco Assist.

To help you drive efficiently and reduce emissions, simply press the ECON button. Drive smoothly, avoiding heavy acceleration and braking, and the ambient meter around the speedometer glows green; brake or accelerate sharply and the ambient meter glows white.

The ECON button helps achieve maximum fuel efficiency in real-world driving situations. When activated, fuel economy is improved by adjusting the performance of the engine transmission, air conditioning and cruise control, to conserve fuel even further.



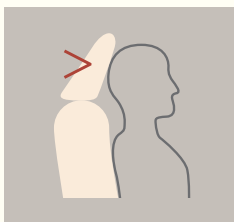


AVG E/A
4.5 l/100km
000016km
21°C

MOTION ADAPTIVE - ELECTRIC POWER STEERING

Motion Adaptive-Electric Power Steering is a new piece of technology that works closely with Vehicle Stability Assist; in the case of oversteer (typical in snow or on an icy road), it increases the effort needed to add steering to the inside of the curve and lightens effort to counter steer in the opposite direction, at the same time applying the brakes to the outside wheels only. In other words, it helps you drive correctly, and naturally, out of the situation in complete control.

WHIPLASH MITIGATION FRONT SEATS



In the event of a collision, the seatback springs are optimised so that the seat will more equally absorb the occupant's impact, in a manner that can minimise the severity of a whiplash injury.

EMERGENCY STOP SIGNAL

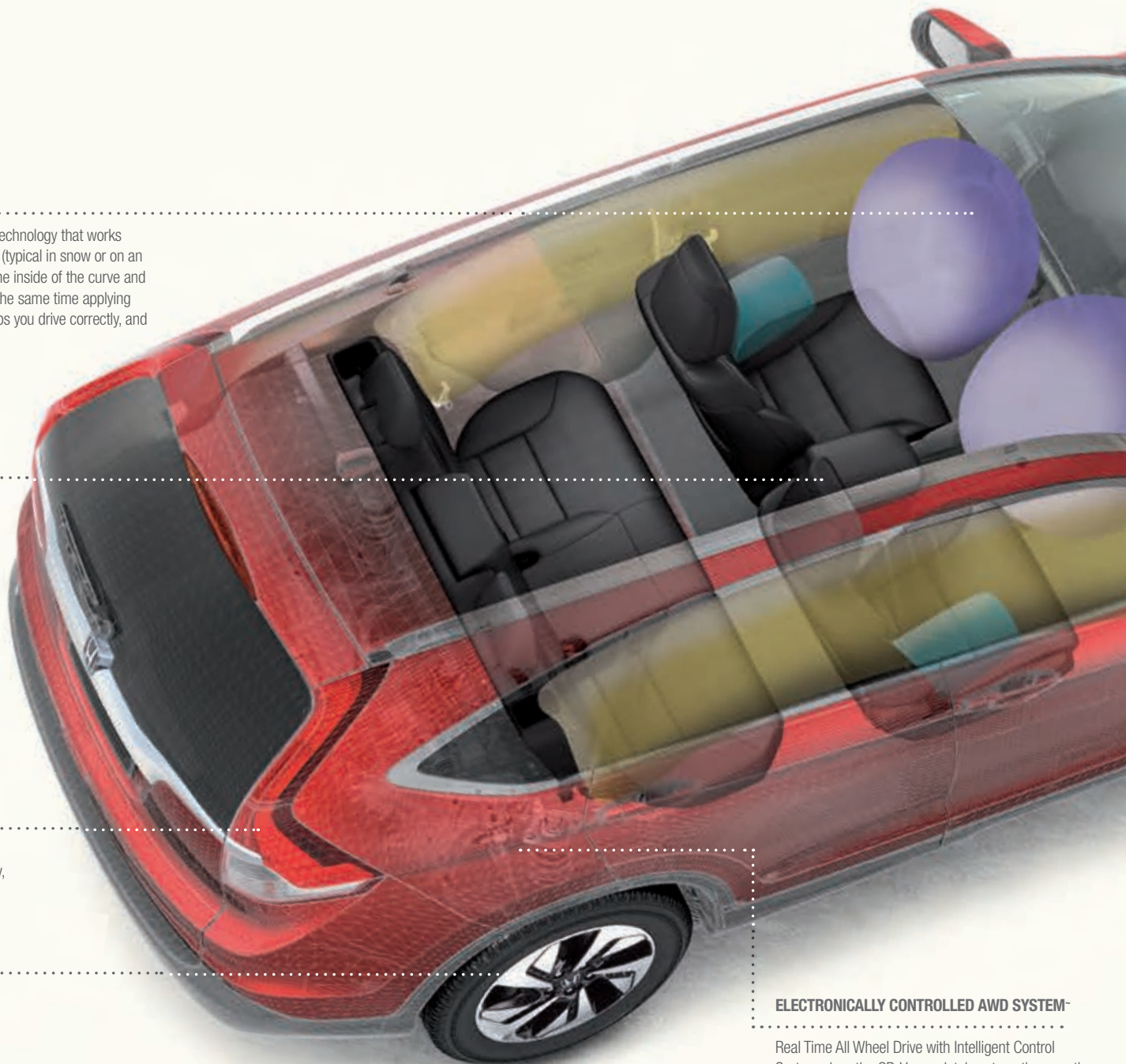
Emergency Stop Signal rapidly flashes the hazard warning lights, warning following drivers if you need to brake heavily, reducing the possibility of a rear end collision.

HILL START ASSIST

Hill Start Assist prevents roll back when starting on an incline. Using a slope sensor the brake pressure is controlled, keeping the car stationary for 1½ seconds after you release the brake pedal.

ELECTRONICALLY CONTROLLED AWD SYSTEM

Real Time All Wheel Drive with Intelligent Control System gives the CR-V completely automatic, smooth all wheel capabilities in rain and snow and on dirt roads and dry tarmac.



COMMITTED TO KEEPING YOU SAFE

A great deal of complex engineering is at work in the CR-V, keeping you and your passengers safe.

Honda is committed to building the very best safety features, most of which come as standard across all grades, as attested by the Euro NCAP 5 star rating the CR-V has been awarded, the maximum rating available in these independent crash tests.

Clever technology is always at work while you drive the CR-V and often you'll never know it's there, even when you're using it. It's all about co-operative control, with each safety feature working seamlessly together to give constant support to the driver.



HEADLIGHT TIMER OFF

Sometimes known as 'coming home lights', this system allows you to let your headlights stay on for up to 60 seconds after you have turned off the engine, lighting your way as you leave the CR-V.

ACTIVE CORNERING LIGHTS^Δ

The earlier you see changes in the road ahead, the quicker you can react to them, especially on dark or poorly lit roads. The Active Cornering Light illuminates the turning you are about to take, from the moment you indicate or turn the steering wheel.

VEHICLE STABILITY ASSIST

Monitors all four wheels independently and calculates the precise amount of power or braking force needed to regain control if traction is lost. In slippery conditions, it manages engine torque and braking to each wheel, reducing speed to a point that allows safe and consistent travel.

TRAILER STABILITY ASSIST



When towing, Trailer Stability Assist constantly monitors the movement of the trailer relative to the CR-V and if it sees too much difference (for instance in a cross-wind or when changing lane), it steps in before things get dangerously out of line.

By adjusting engine torque and applying precisely the right amount of braking to the relevant wheels, Trailer Stability Assist brings the payload back into alignment.

SRS AIRBAGS

For maximum protection, the front airbags use a two-stage inflator allowing the timing and force of deployment to vary according to severity of impact. Side curtain airbags protect the driver and passengers in the front and back in the case of a side-on collision, working in conjunction with the 3-point Emergency Locking Retractor seatbelts.

HILL DESCENT CONTROL*

Hill Descent Control allows a smooth and controlled hill descent at the push of a button, without the driver needing to touch the brake pedal. The system monitors the speed of the vehicle as it descends and if the vehicle accelerates without any driver input, the system will automatically apply the brakes to slow the CR-V down.

* Available with automatic transmission only.

^Δ Available on ES Sport and EX grades only.

- Available with 1.6 i-DTEC 160 engine only.

ADVANCED TECHNOLOGY

ADVANCED SAFETY

Everyone wants to protect their family.

And no-one understands this more than us, which is why we offer Advanced Driver Assistance System Pack technologies.

The City-Brake Active System[†], which is standard on all grades, monitors the traffic in front of the car and warns of a forward collision, allowing the driver time to take action, even applying emergency braking to reduce speed as much as possible if no action is taken by the driver.

You can get that extra peace of mind by taking advantage of our most advanced technologies with our Dynamic Safety Pack. Standard on EX grades and optional on selected other grades, it features technology such as Lane Departure Warning and the clever Forward Collision Warning, which monitors the area around the car to help you avoid collisions and keeps everyone that bit safer.

DYNAMIC SAFETY PACK



Forward Collision Warning

Should the front camera pick up a car in front, the system warns of a front-on collision, allowing you time to take action.



Traffic Sign Recognition System

Traffic Sign Recognition System identifies traffic signs up to 100m away and relays this information to the driver via the i-MID as you pass them. Two signs can be displayed at any one time.



Lane Departure Warning

When road lines are detected and the car deviates from your current lane without indicating, Lane Departure Warning alerts you to the fact with audible and visual warnings.

Blind Spot Information

Making lane changes and overtaking safer, this innovation warns you when vehicles are detected in your blind spot.

Highbeam Support System

The Highbeam Support System assesses the driving conditions around you and switches automatically between high and low beam.

Cross Traffic Monitor

When reversing, the Cross Traffic Monitor can detect approaching vehicles from either side and warns the driver of imminent danger. The warning appears on the i-MID.

[†]City-Brake Active System operates 5km/h – 32km/h

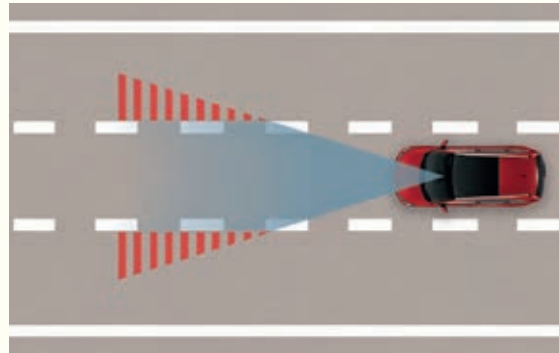
HONDA SENSING

Honda SENSING is a suite of technologies which includes all the safety features of the Dynamic Safety Pack, with the addition of Collision Mitigation Braking System, intelligent-Adaptive Cruise Control and our Lane Keeping Assist System.

Honda SENSING can help you sense things you might miss whilst driving, not only vehicles but pedestrians as well. Providing enhanced collision mitigation to help you avoid an accident by giving the driver visual and audible warnings and if necessary, applying automatic braking.

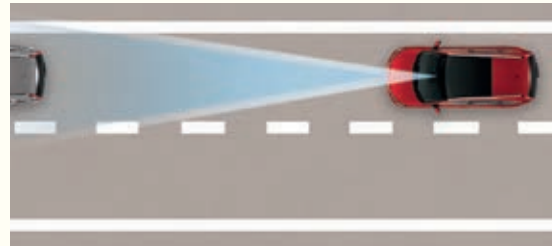
LANE KEEPING ASSIST SYSTEM*

Lane Keeping Assist System uses a camera mounted behind the rear view mirror, which constantly 'senses' the line marking on the road. Lane Keeping Assist System emits an audible warning if the vehicle drifts off course, and automatically corrects the steering to get you back on track, helping you to stay in your lane safely.



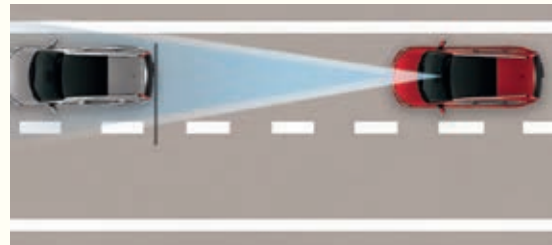
COLLISION MITIGATION BRAKING SYSTEM*

The Collision Mitigation Braking System assists your braking to help you avoid or minimise the chances of hitting the vehicle ahead of you in traffic. Even at lower speeds it is able to detect pedestrians, alerting you to imminent danger.



Primary & Secondary Stage:

An alarm sounds accompanied by a warning visual on the i-MID.



Third Stage:

Light braking is then applied, and, if an accident is still imminent, the Collision Mitigation Braking System applies forceful braking.



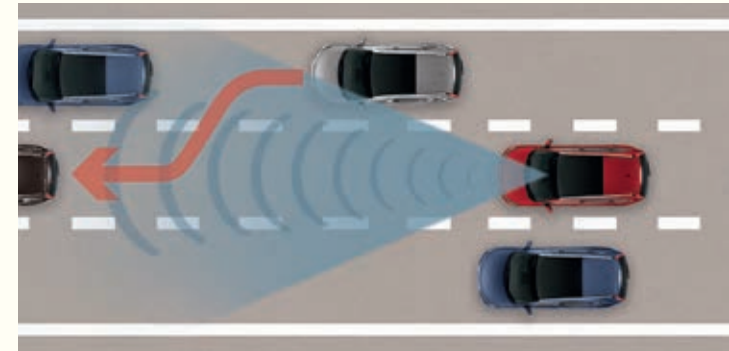
Fourth Stage:

The braking activates the E-pretensioners which pull the seatbelts with enough force to restrain you and your front passenger to reduce the impact of the collision.

INTELLIGENT-ADAPTIVE CRUISE CONTROL*

intelligent-Adaptive Cruise Control allows you to set both speed and distance from the vehicle in front, constantly monitoring and adjusting your speed as necessary, making motorway driving easier than ever.

Demonstrating Honda's commitment to advanced technology and safety, intelligent-Adaptive Cruise Control not only monitors vehicles in front of your CR-V but also those in neighbouring lanes predicting when a vehicle will cut in front of you up to five seconds before it occurs.



*For more information on which grades these and other features are available on, please refer to specification pages 37-40.

Honda
SENSING

WHAT DOES
YOUR CR-V
LOOK LIKE?



CR-V SE

1.6 i-DTEC 120 2WD

SE Grade features:

- 17" Alloy Wheels
- Cruise Control with Speed Limiter
- City-Brake Active System
- Bluetooth HFT*
- Dual-zone Climate Control
- 6 Airbags
- ABS with EBD & EBA
- VSA Vehicle Stability Assist
- TSA Trailer Stability Assist
- Hill Start Assist
- Alarm
- Remote Central Locking with Superlocks
- Deflation Warning System
- i-MID Display
- SIL Shift Indicator Light
- Idle Stop
- AUX and USB Jacks
- Driver's Seat Height Adjustment
- Driver's Seat Electric Lumbar Adjustment
- Electric Front & Rear Windows
- Front Centre Armrest with Storage
- Rear Centre Armrest
- 60/40 Split Rear Seats & One Motion Folding
- Sunglasses Box
- CD Radio with Remote Controls & 4 Speakers
- DRL Daytime Running Lights
- Heated Electric Door Mirrors
- Shark Fin Roof Antenna



Optional:

Metallic/Pearlescent Paint



BLUETOOTH® HANDS FREE TELEPHONE*

* For a list of compatible phones, please refer to www.hondahandsfree.com



Security alarm system

Designed to keep your CR-V safe and secure.

Climate control auto A/C

Climate control will keep the car at a given temperature automatically.

Bluetooth HFT

Integrate your mobile phone for hands-free calling.



City-Brake Active System

Operates when the vehicle is travelling at less than 32km/h to help prevent low speed accidents.

Cruise control with speed limiter

Electronic cruise control enables you to maintain a steady cruising speed, reducing the stress of driving long distances.

CR-V ES

1.6 i-DTEC 120 2WD

6-Speed Manual transmission

1.6 i-DTEC 160PS AWD

6-Speed Manual transmission

9-Speed Automatic transmission

ES Grade adds to SE:

Honda Connect*

- 7" Touchscreen
- FM/AM/DAB/Internet Radio
- AHA App Integration
- Internet Browsing

Rear View Camera

Front & Rear Parking Sensors

Automatic Rain Sensing Wipers

Automatic Dusk Sensing Headlights

Front Fog Lights

Auto Dim Rearview Mirror

Leather Steering Wheel

Leather Gear Knob (Manual Only)

Rear A/C Vent

Ultrasonic Alarm Sensor

Electrically Folding Door Mirrors

Exterior Mirror Tilt for Reverse

6 Speakers

One-touch Rear Window Operation

Remote Window Closing (Key Operated)

Conversation Mirror

Illuminated Vanity Mirrors

Illuminated Glovebox

Alloy Effect Instrument Panel Inlay



Optional:

Metallic/Pearlescent Paint

Honda Connect with Garmin Navigation & CD Player

Dynamic Safety Pack

- Forward Collision Warning
- Traffic Sign Recognition System
- Lane Departure Warning
- Blind Spot Information
- Cross Traffic Monitor
- High-Beam Support System



REAR PARKING CAMERA

*Connectivity for Aha™ app (including internet radio) and for internet browsing is through Wifi tethering or Mobile Wifi Router. Data usage and roaming charges may result from using applications on Honda CONNECT. We recommend you check your mobile phone subscribed package. Internet browsing function can only be used when the car is stationary. Note: Honda CONNECT is also MirrorLink enabled (this feature is only available where user's smartphone is compatible with Honda CONNECT MirrorLink).

Rain sensitive wipers

Rain-sensing windscreen wipers activate when moisture is detected on the windscreen and automatically adjust their speed as needed.



Leather steering wheel

Gives your CR-V a luxurious feel.

Parking sensors

Parking sensors at the front and rear make getting into tight spaces easier. A recurring beep becomes more insistent the closer you get to an object.



Honda CONNECT

Intuitive touchscreen in-car entertainment.



Front fog lights

Providing additional light in poor conditions, making driving easier and safer.

Dusk sensing auto lights

Lights turn on automatically when the light drops significantly.

CR-V ES Sport

1.6 i-DTEC 120 2WD

6-Speed Manual transmission

1.6 i-DTEC 160 AWD

6-Speed Manual transmission

9-Speed Automatic transmission

ES Sport Grade adds to ES:

1/2 Leather 1/2 Alcantara Upholstery
Honda Connect with Garmin Navigation
and CD Player*

Heated Front Seats

18" Alloy Wheels

HID Headlights with Auto-levelling

Active Cornering Lights

High Beam Support System (HSS)

Headlight Washers

Privacy Glass

Roof Rails (Silver)

High Power Audio with Subwoofer

Passenger Seat Height Adjustment

Passenger Seat Electric Lumbar

Adjustment

Ambient Front Footwell Lighting

Ambient Door Lighting




Optional:

Metallic/Pearlescent Paint

Dynamic Safety Pack

- Forward Collision Warning
- Traffic Sign Recognition System
- Lane Departure Warning
- Blind Spot Information
- Cross Traffic Monitor



ALCANTARA SEATS

*Connectivity for Aha™ app (including internet radio) and for internet browsing is through Wifi tethering or Mobile Wifi Router. Data usage and roaming charges may result from using applications on Honda CONNECT. We recommend you check your mobile phone subscribed package. Internet browsing function can only be used when the car is stationary. Note: Honda CONNECT is also MirrorLink enabled (this feature is only available where user's smartphone is compatible with Honda CONNECT MirrorLink).

Active Cornering
Lights

Helping you to see the road ahead, by illuminating the turning you are about to take from the moment you indicate or turn the steering wheel.

HID headlights

Providing powerful light to make night driving easier and creating an iconic and individual look to your CR-V.

Roof rails

Good looking and practical, much like the CR-V itself.

Privacy glass

Privacy glass creates a private space and reduces the amount of sunlight entering the rear of your CR-V.



High-Power audio

Enjoy high quality sound through the advanced 320W audio system.

Ambient door pocket
lighting and footwell

Subtle and smart blue light that highlights the door pocket area and footwell.

CR-V EX

1.6 i-DTEC 160 AWD

6-Speed Manual transmission
9-Speed Automatic transmission

EX adds to ES Sport:

Leather Upholstery
Dynamic Safety Pack

- Forward Collision Warning
- Traffic Sign Recognition System
- Lane Departure Warning
- Blind Spot Information
- Cross Traffic Monitor

Smart Entry & Start
Panoramic Glass Roof
Power Tailgate
Driver Seat Power Adjustment (8 Way)
Driver Seat Memory Function



Optional:

Metallic/Pearlescent Paint
Honda Sensing

- i-ACC Intelligent Adaptive Cruise Control
- LKAS Lane Keep Assist System
- CMBS Collision Mitigation Braking System



PANORAMIC GLASS ROOF

Leather interior

Leather adds a touch of luxury to the already well appointed interior.



Power seat

Travel in comfort with driver memory seats saving up to two preferred seating positions.

Panoramic glass roof

Providing light, air and a feeling of space.

Power tailgate

Convenient one-touch opening and closing for easy loading.



Honda Dynamic Safety Pack

A suite of active safety aids including forward collision warning and traffic sign recognition.

Smart keyless entry and start

Smart keyless entry and start allows you to lock, unlock and start the car whilst keeping the key in your pocket.

START

LEAD A COLOURFUL LIFE

The colour of your car is important to you, so it's important to us.

Are you Crystal Black or White Orchid? Passion Red Pearl or Urban Titanium? With a wide range of colours to choose from, there is always one to suit your style and character.


Whichever colour paint you choose for your CR-V, you can be sure that the high quality upholstery will complement it perfectly.



BLACK LEATHER



BEIGE LEATHER



BLACK FABRIC



BLACK HALF ALCANTARA HALF LEATHER

	Black Fabric	Black Alcantara and Leather	Black Leather	Beige Leather
EX	-	-	•	•
ES Sport	-	•	-	-
ES	•	-	-	-
SE	•	-	-	-

Key • Standard – Not available



Polished Metal Metallic



Golden Brown Metallic



Passion Red Pearl



Crystal Black Pearl



White Orchid Pearl



Alabaster Silver Metallic



Twilight Blue Metallic



Deep Ocean Blue



Urban Titanium Metallic

LIFE IS FULL OF CHOICES

Personalise your CR-V with genuine accessories, there are a variety of packs to choose from.

These accessories have been designed alongside the CR-V to make sure that each product enhances the new model with the perfect fit, safety, security and durability.



CONVENIENCE PACK

The Convenience Pack is a package of accessories stylishly designed to protect your car from scrapes, scratches, mud and sand.

PACK CONTENTS:

- Side body trims
- Doorstep garnishes
- Front mud guards
- Rear mud guards
- Trunk tray

Image includes 19" Sirius alloys

CROSS BARS AND ROOF ATTACHMENTS

Expand your car's carrying capacity with a strong, secure roof rack. Maximum load capacity: 75kg (max 80kg on roof).

AVAILABLE ATTACHMENTS:

- Skibox
- Roof box
- Ski and snowboard attachment
- Bicycle roof attachment



TABLET HOLDER

Watch videos, check e-mails, play games on your tablet or iPad of various sizes, with a convenient and stylish system attached behind the headrest at eye level. The holder can be used in a landscape or portrait position and can be tilted and rotated for relaxed viewing.



TRAILER HITCHES

A trailer hitch enables you to tow your caravan or trailer with a maximum towing capacity of 2000kg depending on your vehicle engine and transmission type. The maximum vertical load is 100kg.

THREE TYPES OF TRAILER HITCH ARE AVAILABLE:

- Fixed
- Detachable
- Retractable

ALLOY WHEELS

1. 17" CORVUS
2. 18" HYDRA
3. 19" CURSA
4. 19" SIRIUS
5. 19" VEGA
6. 19" ORION



Honda  SOUND



HONDA 3D SOUND

We all want our car sound systems to reproduce faithfully the music of our chosen artists - whether it's a technical studio sound or the atmosphere of a full live performance. Through the addition of a compact DSP (digital signal processing) unit to the existing standard sound system in your Honda, you can enhance your listening experience to a concert hall feeling.




RUNNING BOARDS

For easier entering and exiting of your car, smoothly integrated running boards add design and functionality.

TWO TYPES ARE AVAILABLE:

- Stylish (asymmetrical)
- Full (symmetrical)



To view all available accessories, download the accessory app on iTunes™ and Google Play™ →



	1.6 i-DTEC 120		1.6 i-DTEC 160 AWD			
			Manual		Automatic	
Engine Type	1.6 i-DTEC 120		1.6 i-DTEC 160			
Driven Wheels	2WD		AWD (E-DPS)			
Transmission Type	6 Speed Manual		6 Speed Manual		9 Speed Automatic	
ENGINE						
Engine Type	Diesel		Diesel			
Displacement (cc)	1597		1597			
Bore X Stroke (mm)	76.0 x 88.0		76.0 x 88.0			
Compression Ratio	16		16			
Valve Train	DOHC 16valve		DOHC 16valve			
Emission Standard	Euro 6		Euro 6			
PERFORMANCE						
Engine Maximum Power (PS at rpm)	120 @ 4000		160 @ 4000			
Engine Maximum Power (kW at rpm)	88 @ 4000		118 @ 4000			
Engine Maximum Torque (Nm at rpm)	300 @ 2000		350 @ 2000			
0 - 100 km/h (seconds)	11.2		9.8	9.9	10.2	10.4
Max Speed (km/h)	182		202		197	
FUEL ECONOMY AND EMISSIONS †	17" Wheels	18" Wheels	17" Wheels	18" Wheels	17" Wheels	18" Wheels
Urban Cycle (l/100km)	4.6	4.8	5.3	5.5	5.6	6.0
Extra Urban (l/100km)	4.2	4.4	4.7	4.7	4.8	4.9
Combined (l/100km)	4.4	4.5	4.9	5.1	5.1	5.3
Combined (mpg)	64.2	62.8	57.7	55.4	55.4	53.3
Combined CO2 (g/km)	115	119	129	133	134	139
DIMENSIONS †						
Overall Length (mm)	4605		4605			
Overall Width (mm)	1820		1820			
Overall Width including Door Mirror (mm)	2095.2		2095.2			
Overall Height - Unladen (mm)	1685		1685			
Wheelbase (mm)	2630		2630			
Track Front (mm)	1585		1585			
Track Rear (mm)	1595		1595			
Ground Clearance - with Driver (mm)	155		165			
Max. Seating Capacity (persons)	5		5			
Turning Circle - at Body (m)	11.9		11.7			
Steering Wheel Lock to Lock (wheel turns)	2.94		2.94			
CAPACITY						
Boot Capacity - Rear Seat up (litres, VDA method)			589			
Boot Capacity - Rear Seat Down Load to Window (litres, VDA method)			1146			
Boot Capacity - Rear Seat Down Load to Roof (litres, VDA method)			1669			
Fuel Tank (litres)			58			
Weight *						
Kerb Weight (kg)	1545-1592		1630-1718		1658-1724	
Max. Permissible Weight (kg)	2100		2170		2200	
Payload (kg)	508-555		452-540		476-542	
Max. Permissible Axle Weight - Front/Rear (kg)	1100/1055		1170/1055		1170/1055	
Max. Towing Weight (kg) braked	1700		2000		1500	
Max. Towing Weight (kg) unbraked	600		600		600	
Max. Roof Load (kg)	80		80		80	
DRIVE						
Driven Wheels	2 Wheel Drive		Intelligent All Wheel Drive			
Approach Angle (degrees)	18.0		18.7			
Departure Angle (degrees)	20.2		20.8			
Ramp Breakover Angle (degrees)	14.8		15.7			

	CR-V	CR-V	CR-V	CR-V
	SE	ES	ES SPORT	EX
RANGE AVAILABILITY				
1.6 i-DTEC 120	•	•	•	
1.6 i-DTEC 160 AWD		•	•	•
1.6 i-DTEC 160 AWD Auto		•	•	•
SAFETY				
Driver i-SRS Airbag (Dual-Stage Inflation)	•	•	•	•
Front Passenger SRS Airbag with Cut Off Switch	•	•	•	•
Side Airbags (Front)	•	•	•	•
Side Curtain Airbags (Front and Rear)	•	•	•	•
Whiplash Lessening Front Head Restraints	•	•	•	•
Rear Head Restraints (x3)	•	•	•	•
ABS (Anti-Lock Braking System)	•	•	•	•
Electronic Brakeforce Distribution (EBD)	•	•	•	•
Emergency Brake Assist (EBA)	•	•	•	•
Vehicle Stability Assist (VSA)	•	•	•	•
Trailer Stability Assist (TSA)	•	•	•	•
Front Seat Belts with 2 Stage Emergency Locking Retractor (ELR)	•	•	•	•
Rear Seat Belts with Emergency Locking Retractor (ELR)	•	•	•	•
ISO Fix Points	•	•	•	•
Deflation Warning System	•	•	•	•
Hill Start Assist (HSA)	•	•	•	•
Emergency Stop Signal	•	•	•	•
City-Brake Active System (CTBA)	•	•	•	•
Dynamic Safety Pack		0	0	•
- Forward Collision Warning (FCW)*		0	0	•
- Traffic Sign Recognition System (TSR)*		0	0	•
- Lane Departure Warning (LDW)*		0	0	•
- Blind Spot Information (BSI)*		0	0	•
- Cross Traffic Monitor (CTM)*		0	0	•
Honda Sensing				0
- Collision Mitigation Braking System (CMBS)~				0
- Lane Keep Assist System (LKAS)~				0
- Intelligent Adaptive Cruise Control (i-ACC)~				0
SECURITY				
Immobilizer System	•	•	•	•
Security Alarm System	•	•	•	•
Ultrasonic Sensor		•	•	•
Super Locking	•	•	•	•
Remote Central Locking with 2 Jack Knife Keys	•	•	•	
Smart Entry and Start				•
Tonneau Cover	•	•	•	•
INTERIOR - TRIM				
Fabric Interior	•	•		
1/2 Alcantara/Leather Interior			•	
Leather Interior				•
Chrome Interior Door Handles	•	•	•	•
Leather Steering Wheel		•	•	•
Leather Shift Knob (Manual Only)		•	•	•
Instrument Panel Inlay - Carbon Effect	•			
Instrument Panel Inlay - Alloy Effect		•	•	•
Metallic Door Step Garnish				•
FUNCTION AND TECHNOLOGY				
Eco Assist with ECON Mode	•	•	•	•
Intelligent Multi Info Display (i-MID)	•	•	•	•
Shift Indicator Light (SIL)	•	•	•	•
Electric Power Steering (EPS)	•	•	•	•
Motion Adaptive EPS	•	•	•	•
Idle Stop	•	•	•	•
Hill Descent Control (HDC) (Auto Only)		•	•	•

	CR-V	CR-V	CR-V	CR-V
	SE	ES	ES SPORT	EX
COMFORT AND CONVENIENCE (continued)				
Climate Control Dual Auto Air Conditioning	•	•	•	•
Rear Air Conditioning Vent		•	•	•
Cruise Control with Speed Limiter	•	•	•	•
Rain Sensing Auto Wipers		•	•	•
Dusk Sensing Auto Lights		•	•	•
Auto Dim Rear View Mirror		•	•	•
Parking Sensors (4 x Front and 4 x Rear)		•	•	•
Rear View Camera with Dynamic Guidelines		•	•	•
Power Windows (Front and Rear)	•	•	•	•
Front Window One Touch Operation (Up/Down)	•	•	•	•
Rear Window One Touch Operation (Up/Down)		•	•	•
Remote Power Window Operation (Key Fob Operation)		•	•	•
Remote Retractable Door Mirrors (Key Fob Operation)		•	•	•
Tilt and Telescopic Steering Wheel	•	•	•	•
Aspheric Door Mirror	•	•	•	•
Electric Adjustable and Heated Door Mirrors	•	•	•	•
Electrically Retractable Door Mirrors		•	•	•
Exterior Mirror Tilt for Reverse		•	•	•
Driver and Front Passenger Seat Armrest	•	•	•	•
Rear Seat Centre Armrest	•	•	•	•
Conversation Mirror		•	•	
Survivor Vanity Mirrors	•	•	•	•
Illumination for Survivor Vanity Mirrors		•	•	•
Sunglasses Box	•	•	•	
Accessory Socket (Front Instrument Panel)	•	•	•	•
Accessory Socket (Centre Console)	•	•	•	•
Accessory Socket (Boot)	•	•	•	•
Power Tailgate				•
Cargo net hook	•	•	•	•
Driver Seat Manual Height Adjustment	•	•	•	
Driver Seat Power Adjustment (8 way)				•
Driver Seat Power Lumbar Support	•	•	•	•
Driver Seat Back Pocket	•	•	•	•
Passenger Seat Back Pocket	•	•	•	•
Passenger Seat Manual Height Adjustment			•	•
Passenger Seat Power Lumbar Support			•	•
Heated Seats (Front)			•	•
INTERIOR LIGHTS				
Ignition Lock Illumination	•	•	•	
Map Light (Front)	•	•	•	•
Boot Light	•	•	•	•
Glove Box Light		•	•	•
Courtesy Light	•	•	•	•
Ambient Light (Roof)	•	•	•	•
Ambient Light (Driver/Passenger Footwell)			•	•
Ambient Light (Door)			•	•
AUDIO AND COMMUNICATIONS				
CD Radio System with DAB and MP3 Connectivity	•			
Honda CONNECT (7" touchscreen, AM/FM/DAB, internet radio, Aha™ app integration, internet browsing)⁹		•		
Honda CONNECT with GARMIN Navigation & CD player (7" touchscreen, AM/FM/DAB, internet radio, Aha™ app integration, internet browsing)⁹		0	•	•
Aux & USB Input Jack	•			
2 x USB & HDMI Input Jack		•	•	•

	CR-V	CR-V	CR-V	CR-V
	SE	ES	ES SPORT	EX
AUDIO AND COMMUNICATIONS				
4 Speakers	•			
6 Speakers		•	•	•
DAB Radio	•	•	•	•
High Power Audio System with Subwoofer			•	•
Bluetooth™ Hands Free Telephone (HFT)	•	•	•	•
Steering Wheel Remote Audio Controls	•	•	•	•
EXTERIOR				
Roof Rails (Silver)			•	•
Body Colour Exterior Door Handles	•	•	•	•
Panoramic Glass Roof				•
Privacy Glass			•	•
Shark Fin Antenna (Radio)	•	•	•	•
EXTERIOR LIGHTS				
Halogen Headlights	•	•		
HID Headlights with Auto Levelling			•	•
Active Cornering Lights			•	•
High Beam Support System (HSS)*		O	•	•
Headlight Washers			•	•
Front Fog Lights		•	•	•
High Mount Brake Light	•	•	•	•
LED Daytime Running Lights	•	•	•	•
Headlight Auto On/Off Timer (Coming Home/Leaving Home Function)	•	•	•	•
WHEELS				
17" Alloy Wheels	•	•		
18" Alloy Wheels			•	•
Tyres 225/65 R17	•	•		
Tyres 225/60 R18			•	•
Spare Temper Tyre T155/90D17 101M	•	•	•	•

For a list of compatible phones, please refer to www.hondahandsfree.com

[†] Fuel consumption CO₂ and weight figures are measured according to EC directive procedures. As a result of driving behaviour, road, traffic and weather conditions, general state and equipment level of the vehicle, real life fuel consumption and CO₂ figures may differ from these official values. In case of weight (defined as mass in running order), it applies to vehicles with standard equipment. Optional equipment may increase this figure and decrease the payload.

[◇] Connectivity for Aha™ app (including internet radio) and for internet browsing is through Wifi tethering or Mobile Wifi Router. Data usage and roaming charges may result from using applications on Honda CONNECT. We recommend you check your mobile phone subscribed package. Internet browsing function can only be used when the car is stationary.

Note: Honda CONNECT is also MirrorLink enabled (this feature is only available where user's smartphone is compatible with Honda CONNECT MirrorLink).

* Optional as part of Dynamic Safety Pack only

~ Optional as part of Honda Sensing Pack only



4605 mm



1685 mm



1820 mm
(2095 mm including door mirrors)



Vehicle versions and equipment levels presented in this brochure may not be available in all countries. For precise information, please contact your local Honda dealer.

The CR-V is covered by several different warranties as follows:

- 3-year or 100,000 km standard warranty
- 3-year Paint corrosion warranty
- 5-year Exhaust corrosion warranty
- 10-year Chassis corrosion warranty
- 12-year Structural corrosion warranty



Universal Honda Limited
302 Brownsbarn Drive
Citywest Business Campus
Naas Road
Dublin 24.

Telephone (01) 642 3100 Fax (01) 642 3199
www.honda.ie

 [/hondacarsireland](https://www.facebook.com/hondacarsireland)

 [/hondaireland](https://twitter.com/hondaireland)

 [/hondacarsireland](https://www.youtube.com/hondacarsireland)



The descriptions and specifications in this brochure may not apply to all models currently available in the Republic of Ireland. Universal Honda Limited reserves the right to change or modify equipment or specifications at any time without prior notice. Please check with your supplying dealer as to exact specifications and description of any model in which you may be interested. Images are shown for illustrative purposes only.

